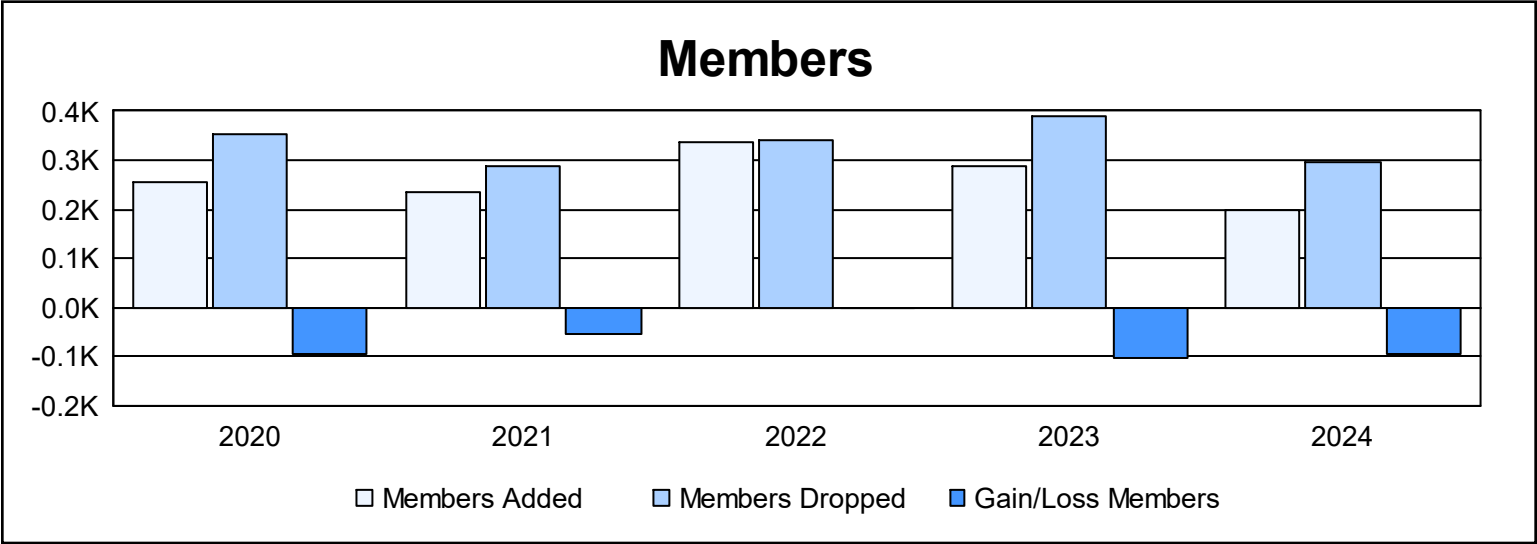
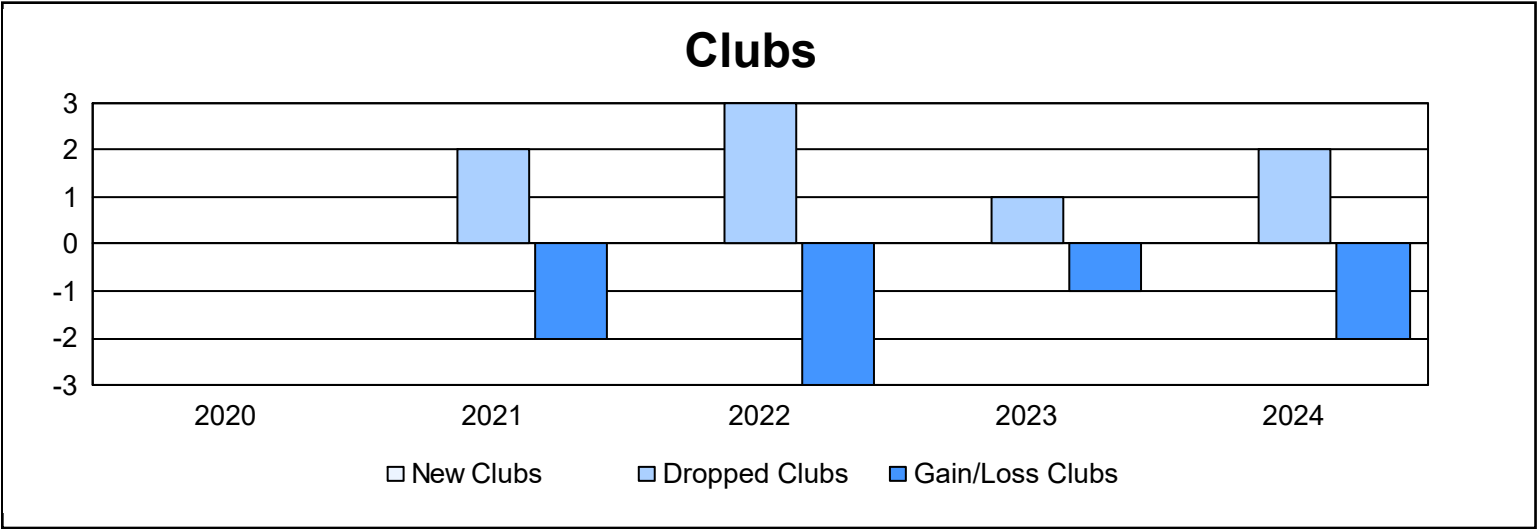
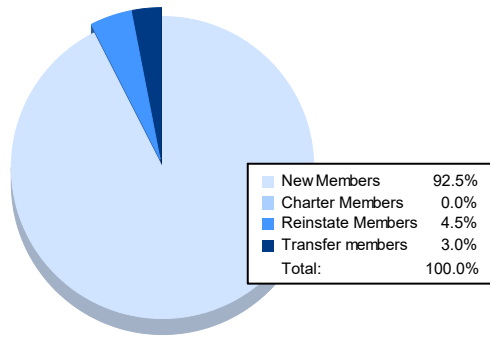


Year	New Clubs	Dropped Clubs	Gain/ Loss Clubs	New Members	Charter Members	Reinstate Members	Transfer Members	Total Member Added	Total Members Dropped	Gain/ Loss Members
2019-2020	0	0	0	225	2	13	16	256	351	-95
2020-2021	0	2	-2	212	2	11	9	234	289	-55
2021-2022	0	3	-3	297	8	15	18	338	339	-1
2022-2023	0	1	-1	249	3	20	15	287	389	-102
2023-2024	0	2	-2	185	0	9	6	200	294	-94
Average	0	2	-2	234	3	14	13	263	332	-69



### Membership Composition June 2024 Cumulative



### Gender Composition June 2024 Cumulative

